



Important notes

Serial number


Always mention the machine type and serial number. These can be taken from the machine type plate, fitted to the electrical cabinet of the machine. Without these data, Sollas can not guarantee that the correct spare parts will be delivered.

	
Sollas Holland B.V. Bruynvisweg 1 • 1531 AX Wormer • The Netherlands Tel: +31 (0)75 628 47 51 • Fax: +31 (0)75 628 02 66 E-mail: contact@sollas.com • www.sollas.com	
	
TYPE: _____	INDEX: _____
SERIAL NUMBER: _____	PRODUCTION YEAR: _____
LARGEST LOAD: _____ A	SHORT CIRC.INT.CAP: _____ kA
U: _____ VAC	Hz _____ I: _____ A

Pneumatic and electrical components

On Sollas machines all pneumatic and electrical components are coded by means of a white sticker with black print. These codes appear in the pneumatic and electrical diagrams which form part of the diagram book.

The code that comprises a letter/number combination, corresponds with the coding in the item code lists. The column MV gives the matching Sollas order number to be stated by you.



CODE	TYPE	FABR	MV	OMSCHRIJVING / DISCRPTION / UMSCHREIBUNG / DESCRIPTION
1M234	1FK7034-5AF21-1UA0	Siemens	07023	Servomotor folietransport
	6FX5002-5CG01-1AE0	Siemens	07141	Servomotor film cut off lenght
	6FX5002-2DC10-1AE0	Siemens	07142	Servomotor Folien antrieb Servo-moteur dévidement de film
1M3	WDF270X 250W	Electro Abi	01838	Transportbandmotor Conveyor belt motor Transportbandmotor Moteur tapis

Sometimes you will find more than one MV number (see example above). This means that alternative units were used by us for specific applications. Check the suppliers identification label on the unit itself and compare it with the information in the 'type' column of the item code list. If in doubt, consult our Spares Department.